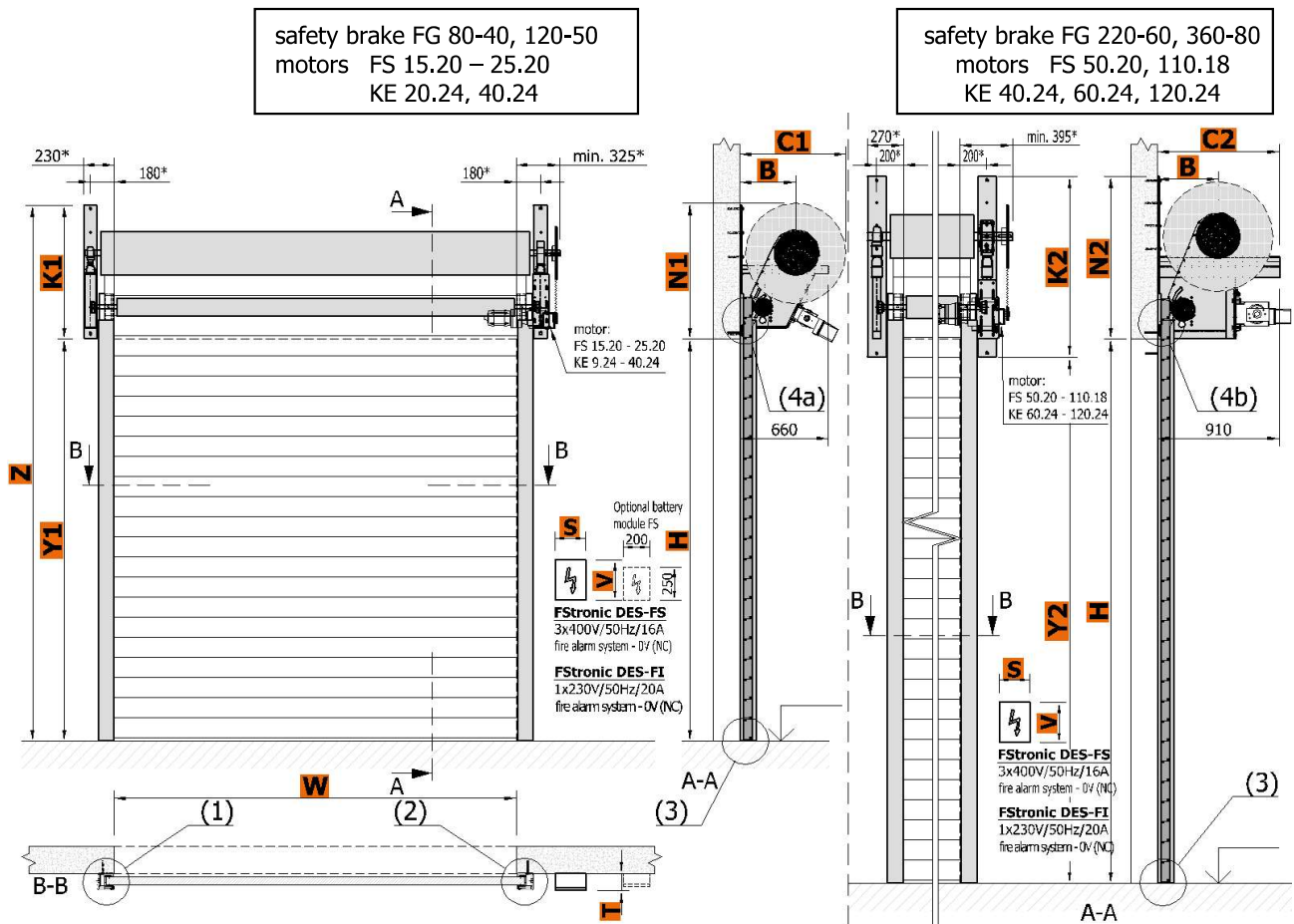




TECHNICAL DATA SHEET ROLLING FIRE SHUTTERS RGS-60 EI 60

Technical data sheets serve to determine the basic space requirements of rolling fire shutters. Other dimensions or atypical demands can be solved upon request.

RGS-60 EI 60

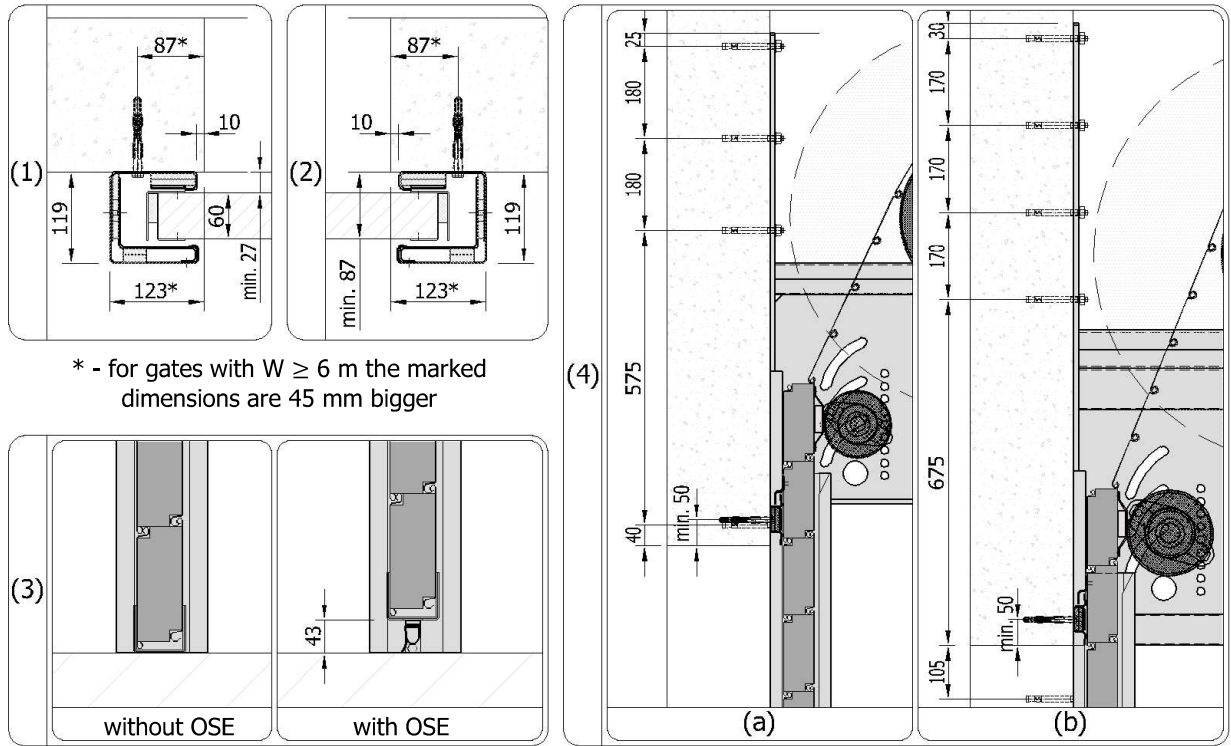


* - for gates with $W \geq 6$ m the marked dimensions are 45 mm bigger

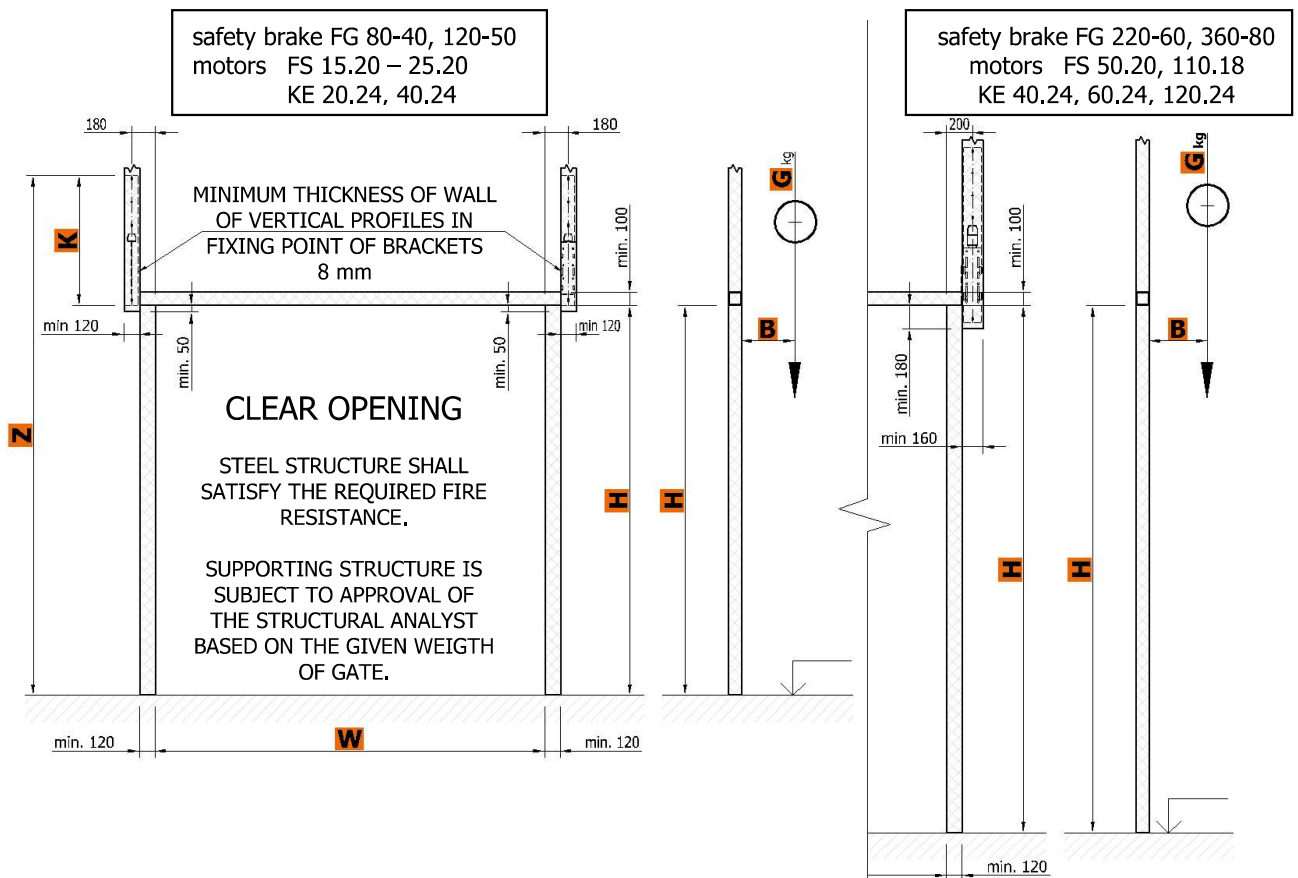
W	opening width [mm]	H	opening height [mm]
N1	minimum height of lintel = $(C/2-20) + 640$ mm (min. K1)	N2	= $(C/2-20) + 765$ mm (min. K2)
K1	height of bracket = min. 1000 mm	K2	= min. 1350 mm
C1	max. diameter of rolled-up slats = 710 mm to 980 mm		
C2	max. diameter of rolled-up slats = 910 mm to 980 mm		
Y1	bracket bottom edge from floor = H	Y2	= H - 135 mm
Z	minimum overall height of gate = H + N		
S	width of control box	FS Tronic DES-FS = 230 mm, FS Tronic DES-FI = 400 mm	
V	height of control box	FS Tronic DES-FS = 300 mm, FS Tronic DES-FI = 500 mm	
T	depth of control box	FS Tronic DES-FS = 130 mm, FS Tronic DES-FI = 200 mm	
B	distance of roller axis from wall = $C / 2 + 20$ mm		

Average weight of slats $m = 36$ kg/m²

Average weight of main roller with connection slats $m = 65$ kg/m



Minimum required dimensions of steel structure



Construction readiness of the opening is secured by the customer according to the requirements of the contractor and depending on the type of jamb and lintel of the opening.

Anchor brackets can be fixed with anchor bolts (concrete, solid brick), or to anchor targets with bolts through wall (foam silicate, gas silicate or breeze (hollow) blocks), or to prepared steel structure with appropriate fire resistance (plasterboard wall, sandwich panels etc.). It is necessary to respect the flatness of the wall and the floor with a tolerance of max. 3 mm/m. Technical changes reserved.